





Hello Ladybird Class!

I have planned some learning activities for you to do at home.  
I hope you will enjoy doing them.  
Remember to just do your best and show me the work on  
Seesaw.

Love from Mrs Johnson



Day	Mathematical Development	Phonics/Reading	Understanding the World/Creative Development	Physical Development (Fine Motor and Gross Motor Skills)
Monday	<p style="text-align: center;"><b>Number</b></p> <p>Use popular counting back songs such as Five Little Monkeys Jumping on the Bed. Represent each verse with counters. Emphasise that when we get to zero, there are no monkeys left to jump. Perhaps your child could practice writing the numbers 5 4 3 2 1 0.</p>   <p><a href="https://www.youtube.com/watch?v=KFRFXawdHE4">https://www.youtube.com/watch?v=KFRFXawdHE4</a> or <a href="https://www.youtube.com/watch?v=b0NHrFNZWWh0">https://www.youtube.com/watch?v=b0NHrFNZWWh0</a></p>	<p style="text-align: center;"><b>Phonics and reading</b></p> <p>Spend some time today practising your phonics using your flashcards in your wallets and</p> <p>– Phase 2</p> <p><a href="https://www.phonicsplay.co.uk/resources">https://www.phonicsplay.co.uk/resources</a></p> <p>or</p> <p><a href="https://www.phonicsbloom.com/">https://www.phonicsbloom.com/</a></p> <p><b><u>Keep reading!</u></b></p> <p>Ask your grown-up to share a book with you. Look carefully at the pictures talk about what you can see. Can you spot any letters or tricky words you know?</p>	<p style="text-align: center;"><b>Understanding the World</b></p> <p>This half term we are learning about Chinese New Year. Today we would like you to watch this film from cbeebies.</p> <p><a href="https://www.youtube.com/watch?v=c8ssHXZ9_qU">https://www.youtube.com/watch?v=c8ssHXZ9_qU</a></p>  <p>After watching the clip please discuss with your child:</p> <ul style="list-style-type: none"><li>• Why were they cleaning the house?</li><li>• What does the colour red mean to the Chinese?</li></ul>	<p style="text-align: center;"><b>Fine/Gross Motor Skills</b></p> <p>Today I would like you to help your grown up with some cleaning just like Abbie and Ying did in the cbeebies clip you watched.</p>  <p>The physical act of cleaning will get your child moving and working their larger muscle groups. Actions like wiping, sweeping, and dusting can provide opportunities to move in new ways. Additionally, picking up toys works your arm and leg muscles.</p> <p><b>TIP:</b> Cleaning doesn't have to be boring! Use kid-friendly supplies like shaving cream to clean surfaces, or put on music to make it a cleaning dance party!</p> <p><b>Feel appreciated</b></p> <p>While they're cleaning and once the job is complete, be sure to congratulate your child on a job well done and thank them for their much-needed help. This simple act can show them the benefits of working hard and following through to the end!</p> <p><b>Remember, safety first!</b> Never have your children handling any chemicals, excessive amounts of dust, or anything heavy/out of reach.</p>